

Scripts now available to more users

Sat, Mar 30, 2024 at 6:07 AM



Hello Miriam

In the blink of an eye, the first quarter of the year is done. How do you feel about that?

This year has been filled with learning and growing opportunities for me. Since I started my corporate job in the middle of last year, I have had the opportunity to experience Excel tool development from new perspectives when it comes to business requirements, which helps me understand even better that there is not one solution or recommendation that fits all scenarios and companies.

I am keeping that in mind in [my training program](#), where we are now consolidating all that we've learned about Power Query, VBA, different Excel features and good practices and putting it all together in a few small projects of Excel Reporting Automation.

Now for the news about Excel's new features: there aren't too many new things to announce, but from what we get, we can see that Microsoft keeps investing in Excel for the Web making it a more robust product that more people will want and feel more comfortable using.

[This newsletter issue and its previous ones are also available at solveandexcel.ca/excel_news/]

EXCEL IMPROVEMENTS AND NEW FEATURES

[Office Scripts for Office 365 E1 and F3 Licenses](#) [Excel for Web]

More Excel users can now automate repetitive tasks with the Action Recorder and transform them into a script that can be executed anytime. The Automate tab is now available for Office 365 Enterprise E1 and Office 365 F3 licenses, which are two licenses dedicated to those who only need to work with the Microsoft 365 apps on the web.

[Export to CSV](#) [Excel for Web]

In Excel for the web, it is now possible to download a spreadsheet as a CSV file. This functionality is beneficial for storing structured data in a simple, human-readable format, facilitating data transfer between spreadsheet apps and database management systems, and exchanging structured data between various applications.

[Create Power BI Connected Tables in Excel](#) [Excel for Web][Excel for Windows]

It is now possible to connect directly to data in your Power BI dataset or semantic model. After indicating the data, filters and field order to apply, you will get a Table in your workbook that is connected to your Power BI semantic model. This feature is available in Excel for the Web and the Current channel of Excel for Windows.

[Show Details in PivotTables](#)

The Microsoft team has introduced a "Show Details" button under the 'PivotTable Analyze' tab to create detailed tables from value cells. This is equivalent to double-clicking in a cell value on a pivot table, a feature that has been available for a long time in Excel for Windows. Now, it is easier to discover and is also available in Excel for the Web.

A summary of Excel's new features and improvements and a list by Excel version is available [here](#).

EXCEL EVENTS

Bulgaria Excel Days - April 23 - 25, Sofia - Bulgaria

This is a prestigious international conference focusing on Microsoft Excel, Power BI, Power Apps, Data Visualization, Big Data Analysis, VBA, Financial Modeling, and more. The event features world-class experts, masterclasses, and valuable insights for optimizing data management and analysis processes using spreadsheet tools.

MS Excel Toronto Meetup Group

NEXT

April 17 - [Building Interactive Dashboards in Microsoft 365 Excel](#) | Michael Olafusi

M365 Excel is a game changer with dynamic array functions, LAMBDA functions, constantly improved Power Query, and more dashboard-enabling tools than any other version of Excel. In this session, I will pick interesting parts from my recently published book and demonstrate how easy it now is to build fully robust dashboards in Excel.

Wednesday, April 17, 2024 | 6:30 PM to 8:00 PM EST
Online Event - REGISTRATION IS FREE

Building Interactive Dashboards in Microsoft 365 Excel

MS EXCEL TORONTO
WE CONNECT · WE SHARE · WE LEARN

Michael Olafusi
9x MVP | Bi Consultant

MVP Microsoft Most Valuable Professional

PAST

March 20 - [Microsoft Excel Simulator – The Future of Learning Excel](#) | Mohammad El Medawar

Imagine a successful Excel Trainer deciding to create an Excel simulator to allow everyone access to learning Excel. For free.

Imagine that same Excel Trainer inciting his Excel simulator graduates to become Excel instructors and sharing with them (and us) his training outline and exercise files.

Intrigued? This was Mohammad El Medawar, in a pure state of bliss and abundance, sharing it all with the MS Excel Toronto meetup group last week.

Giving to the community does not go much further than giving away all you've built and made you successful. ❤️

Thursday, March 21, 2024 | 18:30 PM to 8:00 PM EST
Online Event - REGISTRATION IS FREE

Microsoft Excel Simulator – The Future of Learning Excel

MS EXCEL TORONTO
WE CONNECT · WE SHARE · WE LEARN


Mohammad El Medawar
Microsoft Certified Trainer

CONTENT YOU DON'T WANT TO MISS

The **Women in Excel LinkedIn Group** aims to help Women in the Excel space network learn about each other, have conversations, be less isolated, and encourage each other! Ladies, [Join us](#) and be a part of this amazing community.


The traditional **Best Microsoft Excel Tips & Tricks in 2023** podcast episode only recently came out. It contains tips from about 20 Excel Experts, including my own. It is always fun and inspiring to listen to this tips collection.

MUST-HAVE APPS

Monkey Tools allows you to measure the time that each query takes to run. This way, you can check where refreshing is taking longer in your flow or decide between two or more queries to load the same information. I love this tool! 



List Slicer is my new favourite Excel add-in, as it saves me so much time every day! It allows you to paste the list of values that you want to filter and have the filtering result in one go! Wildcards ? and * are now available to include in your search criteria, making your search capabilities more powerful. This feature works on Tables, Ranges with Auto Filter applied and Pivot Tables, requires no installation, and is compatible with Excel for Windows, Mac, and Web. To activate this add-in, go to Home, click on the Add-ins button, and then search for

List Slicer. I love this tool! 

As we wrap up this month's journey through the latest and greatest in Excel, we hope you're as excited as I am to take advantage of these new features, events, and tools.

This past week, I submitted my application to renew my MVP award for another year. This newsletter and running MS Excel Toronto are two of my contributions to the Excel community. Thank you for being here and being part of this journey.



Celia Alves - Microsoft Excel MVP

Creator of Excel Awesomeness for Professionals and Companies

Your Trainer at the [Excel Snap Reports](#) Community



Copyright © 2023 Solve & Excel Consulting, All rights reserved.

Solve & Excel Consulting

Mississauga, Ontario - Canada

You are receiving this email because you signed up to receive our content in the past.

If you didn't subscribe to this list, [click here](#) to remove your email from it.

[Update your registration information](#)

